



Max Lifting
Height 16.35m

Working Radius 14.52m

Capacity
4.9t x 2.1m

Weight
10250kg

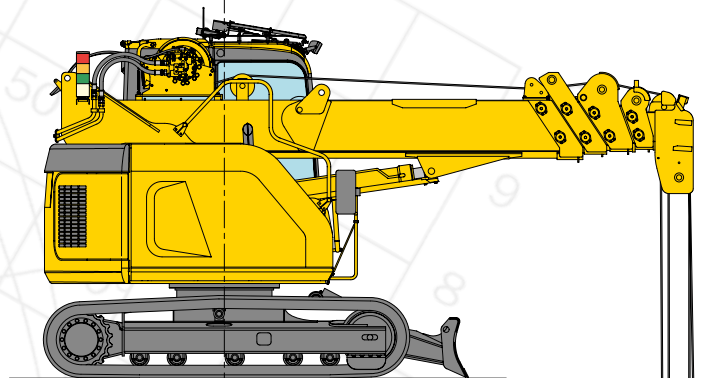


LC785

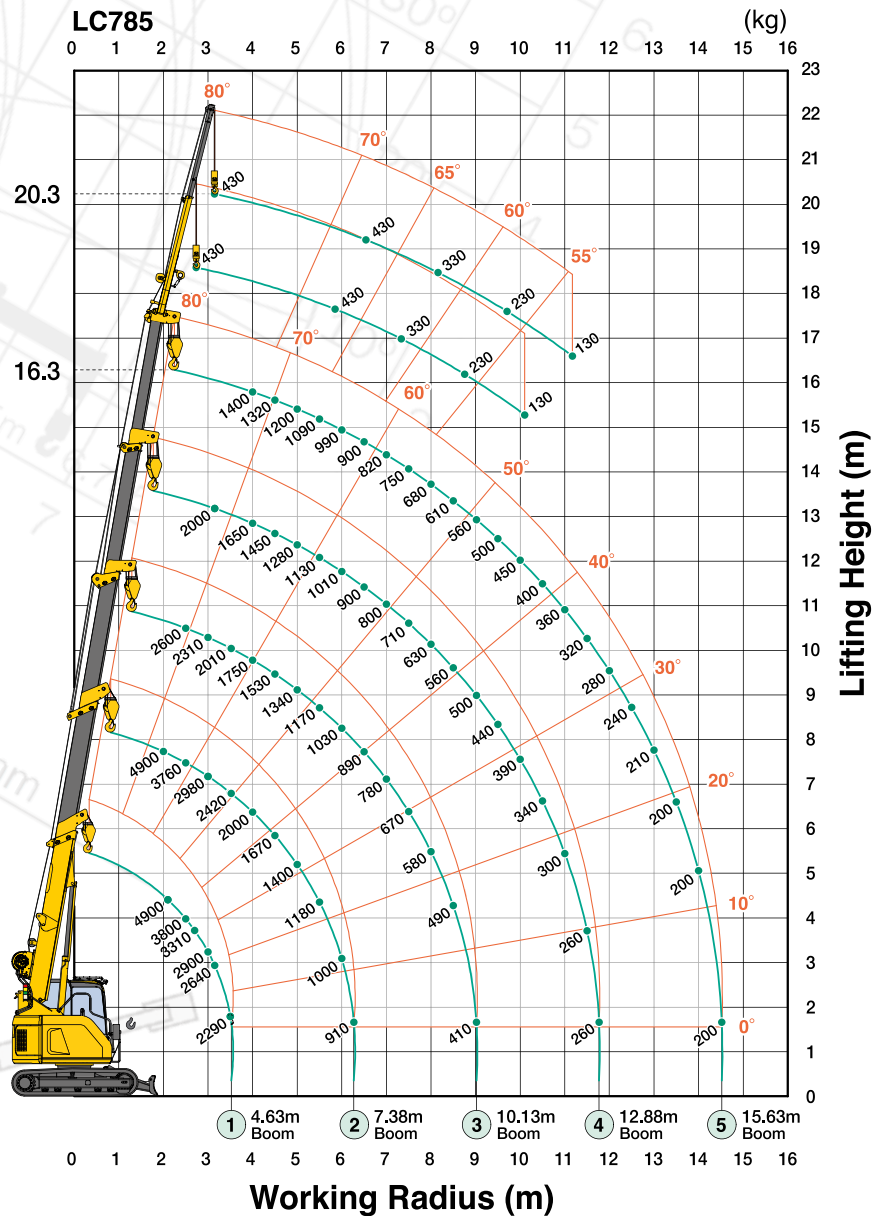


LC785

The latest version Maeda LC785-8B crawler crane has many improved features, such as a new engine, a new wider cab and an improved moment limiter. The updated model has a faster winch, is even more comfortable and boasts many improved safety features. This popular model, with a minimal tail swing, is a class leader in safety on site.



- 4.9 Ton Max capacity
- 16.35m Max Working Height
20.3m With Optional Fly Jib
- Blade
- 2000kg Pick & Carry Duty
- Minimal Tail Swing
- New, Wider Air Conditioned Cab
- Roof Window Wiper
- Tilt Alarm
- Variable (Hi/Lo) Travel Speeds
- Programmable Moment Limiter
- Hydrostatic Transmission
- 4 Fall / 2 Fall Hook Block
- 7 inch TFT Multi Monitor
- Powerful Two Speed Winch with Hydraulic Disc Brake
- Data Logger
- 2 Year Warranty



- 4 Fall
25.6m
- 2 Fall
52.0m
- Single Fall
104.0m

This working range chart shows total rated load including boom and jib deflection.

... consider the possibilities



Total rated load

4.63m boom		7.38m boom		10.13m boom		12.88m boom		15.63m boom	
Working radius (m)	Total rated load (kg)	Working radius (m)	Total rated load (kg)	Working radius (m)	Total rated load (kg)	Working radius (m)	Total rated load (kg)	Working radius (m)	Total rated load (kg)
2	4900	2	4900	2	2600	2	2000	2	N/A
2.5	3800	2.5	3760	2.5	2600	2.5	2000	2.5	1400
3	2900	3	2980	3	2310	3	2000	3	1400
3.5	2290	3.5	2420	3.5	2010	3.5	1890	3.5	1400
		4	2000	4	1750	4	1650	4	1400
		4.5	1670	4.5	1530	4.5	1450	4.5	1320
		5	1400	5	1340	5	1280	5	1200
		6	1000	6	1030	6	1010	6	990
				7	780	7	800	7	820
				8	580	8	630	8	680
				9	410	9	500	9	560
						10	390	10	450
						11	300	11	360
								12	280
								13	210
								14	200
								14.52	200

- The Total Rated Load Charts are based on the actual working radius including boom deflection. The weight of the hook (standard 4 fall - 90kg) must be included as part of the load shown in the Total Rated Load Charts.

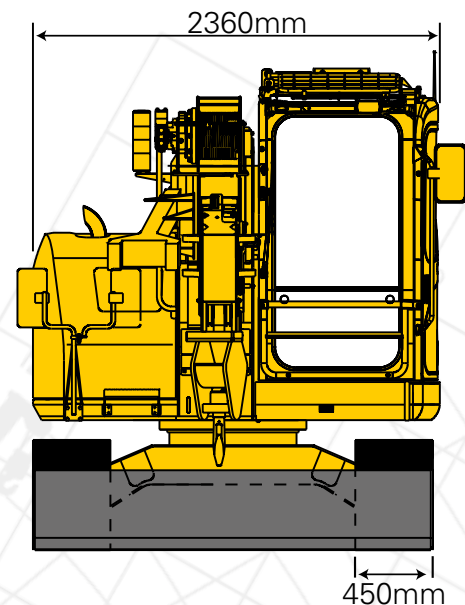
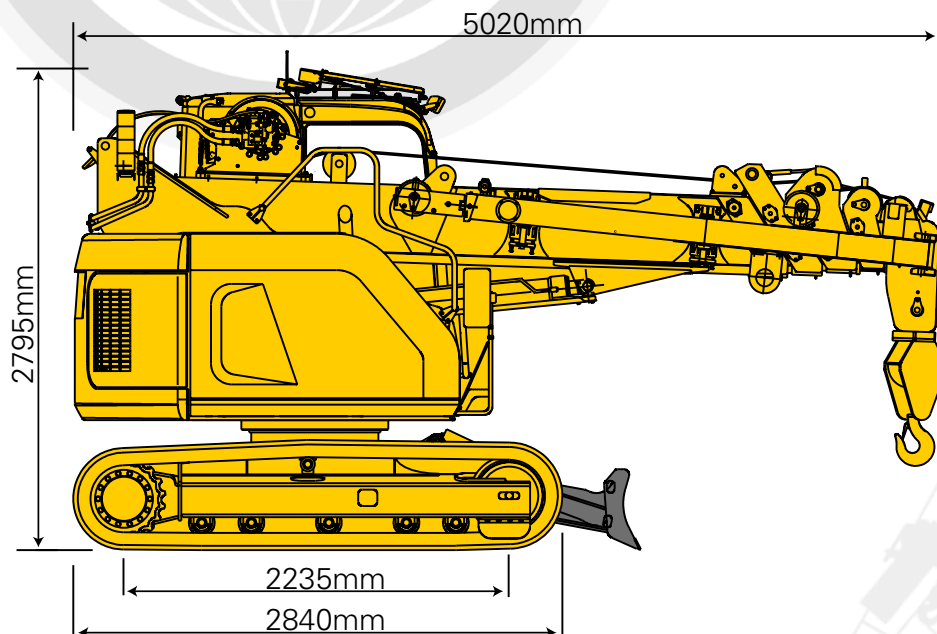
- When using two fall or single fall hooks, use the appropriate four fall Total Rated Load Chart but with a maximum load of:
Two Fall - 2450kg,
Single Fall - 1220kg.

Pick & Carry Duties

4.63m boom		7.38m boom		10.13m boom	
Working radius (m)	Total rated load (kg)	Working radius (m)	Total rated load (kg)	Working radius (m)	Total rated load (kg)
2	2000	2	2000	2	1400
2.5	2000	2.5	2000	2.5	1400
3	1670	3	1700	3	1360
3.5	1330	3.5	1380	3.5	1170
		4	1140	4	1020
		4.5	960	4.5	890
		5	810	5	770
		5.5	690	5.5	680
		6	590	6	590
		6.27	540	6.27	550
				6.5	510
				7	440
				7.5	380
				8	320
				8.5	270
				9	230
				9.02	230



Dimensions



LC785

Specifications

Capacity	Maximum	4.9t x 2.1m
Working radius	Maximum	14.52m x 200kg
Lifting height	Maximum	16.35m x 1400kg (20.3m x 430kg with Fly-Jib)
Dimensions	LC785	5020mm x 2360mm x 2795mm
Weight	LC785 Hook block weight	10250kg (10420kg with Fly-Jib) 90kg
Hook speed	Two speed	29/43m / min (4 falls, 4th layer)
Single line speed	Two speed	116/172m / min (4th layer)
Hoist rope	Type	IWRC 6 x Fi (29) Ø 10mm x 115m
Telescopic system	Boom length Telescoping speed Boom type	4.63m - 15.63m 11m / 25 sec. Fully automatic 5 section pentagonal telescopic boom
Boom hoist system	Hoist angle / speed	-2° to 80° / 13.5 sec.
Slew system	Slew angle / speed	360° continuous / 2.2 rpm
Drive	Type	Independent steering controls, hydraulic piston motor with built-in automatic brake, planet reduction gears, sprocket and crawler
Traction speed	Low High Gradability Ground length x width Ground pressure	0 - 2.5km/h 0 - 4.5km/h 20° 2235mm x 450mm (Track dimensions) 0.51 kgf / cm ² (0.52 kgf / cm ² with Fly-Jib)
Engine	Model Type Rated output Starting method Fuel tank capacity	Komatsu SAA4D95LE-5 4 cylinder diesel, water cooled, direct injection 41.0kW / 1950 rpm Electric Diesel / 140L
Safe load indicator	Made specifically for Maeda Mini Cranes with a fully programmable working envelope	
Standard equipment	Moment limiter, steel tracks, overwind protection, hydraulic safety valves, level, EMO switch, LED working status lamp, air conditioning, 4-fall / 2-fall hook block, working light, hour-meter, tilt alarm, data logger, blade with interlock system.	
Optional equipment	Fly-Jib Single fall hook Rubber pads (black or white) weight 280kg Rear view camera Spark arrestor Radio remote control	

